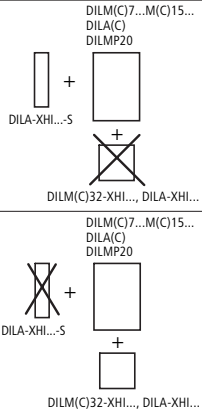


MOELLER



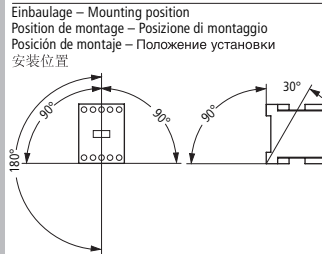
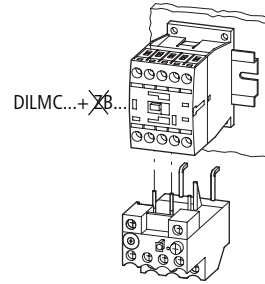
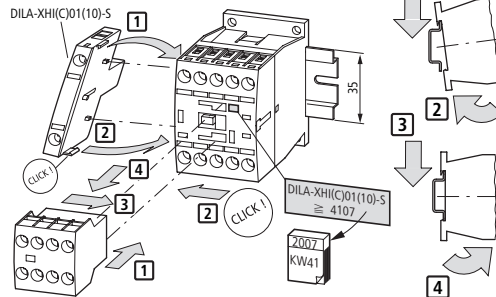
DILA(C)
DILM(C)7...M(C)15
DILMP20
DILM32-XHI(C)...
DILA-XHI(C)...
DILA-XHI...-S



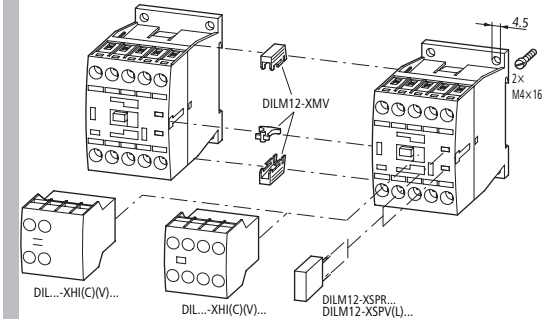
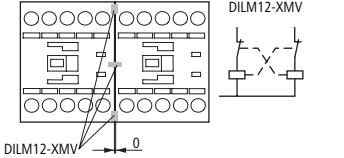
Moeller GmbH, Industriautomation,
D-53105 Bonn©2004 by Moeller GmbH

- | | | | | |
|------------------|---------------------|-------------------------|-------------------|------|
| Montage | ① aufsetzen | ① place in position | ① mettre en place | ① 装配 |
| Mounting | ② rasten | ② latch in | ② encliquer | ② 装上 |
| Montaggio | ① appoggiare | ① collocare in posición | ① осадить | ① 嵌入 |
| Montaje | ② inserire a scatto | ② enclavar | ② зафиксировать | |
| Монтаж | | | | |
| 安装 | | | | |

- | | | | | |
|--------------------|------------|-------------|-------------|------|
| Demontage | ③ schieben | ③ push | ③ pousser | ③ 推 |
| Dismantling | ④ abziehen | ④ remove | ④ retirer | ④ 拔出 |
| Démontage | ③ insérer | ③ desplazar | ③ задвинуть | |
| Smontaggio | ④ estrarre | ④ extraer | ④ снять | |
| Desmontaje | | | | |
| Разборка | | | | |
| 拆卸 | | | | |



DILM(C)7...M(C)15
DILMP20



Warning!
The opening of the branch-circuit protective device may be an indication that a fault has been interrupted. To reduce the risk of fire or electrical shock, current-carrying parts and other components of the controller should be examined and replaced if damaged. If burnout of the element of an overload relay occurs, the complete overload relay must be replaced.

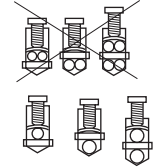
12/07 AWA2100-2126

Montageanweisung
Installation Instructions
Notice d'installation
Istruzioni per il montaggio

Instrucciones de montaje
Инструкция по монтажу
安装说明

DILM...

	mm ²	AWG	Nm	lb-in
	1 × (0.75 - 4)	18 - 10	1.2	11
	2 × (0.75 - 2.5)			
	1 × (0.75 - 2.5)			
	2 × (0.75 - 2.5)			
	-			



DILM(C)...

	mm ²	
	1 × (0.75 - 2.5)	1 × (0.75 - 2.5)
	2 × (0.75 - 2.5)	2 × (0.75 - 2.5)
	1 × (0.75 - 2.5)	
	2 × (0.75 - 2.5)	

12/07 AWA2100-2126
Printed in Germany (04/08)

Änderungen vorbehalten

For Moeller Electric Sales and Support call KMparts.com (866) 595-9616

Beilage zu ...
 Supplement to ...
 Additif à ...
 Suplemento all' ...

Complemento a ...
 Приложение к ...
 附件, 属...

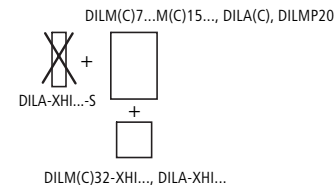
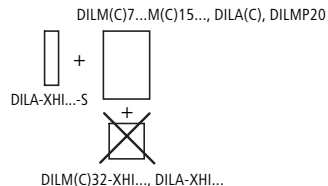
...DILA-XHI(C)01(10)-S

DILM(C)7...M(C)15..., DILMP20, DILA(C)...

DILA-XHI(C) ...
 DILA-XHI...-S

Hilfsschalterbaustein
 Auxiliary contact module
 Module de contacts auxiliaires
 Modulo contatti ausiliari
 Módulo de contactos auxiliares
 Модуль вспомогательных
 выключателей

辅助开关组



Montage
Assembly
Montage
Montaggio
Montaje
Монтаж

- | | | |
|---------------------|-----------------------|------|
| ① aufsetzen | ① appoggiare | ① 装配 |
| ② rasten | ② inserire a scatto | ② 装上 |
| ① place in position | ① colocar en posición | ① 嵌入 |
| ② latch in | ② enclavar | |
| ① mettre en place | ① осадить | |
| ② encliqueter | ② зафиксировать | |

安装

Demontage
Disassembly
Démontage
Smontaggio
Desmontaje
Демонтаж

- | | | |
|------------|-------------|------|
| ③ schieben | ③ inserire | ③ 推 |
| ④ abziehen | ④ estrarre | ④ 拔出 |
| ③ push | ③ desplazar | |
| ④ remove | ④ extraer | |
| ③ pousser | ③ задвинуть | |
| ④ retirer | ④ снять | |

拆卸

