


easyHMI. Operation, Visualisation and Control with CoDeSys.



xControl

Innovative automation products for control, operation and monitoring of machines and electrical systems

- Timing relay ETR
- Measuring relays EMR
- Safety relays ESR
- Control relay
- Compact PLC
- Modular PLC
- Human Machine Interface
- Software


Product Information Multi-Function Display MFD4

MOELLER

We keep power under control.

For Moeller Electric Sales and Support call KMparts.com (866) 595-9616

Multi-Function Display. For Universal Use.



Universal communication

The MFD4 comes with an Ethernet, combined CANopen/easyNet and RS232 interface. The Ethernet interface (10/100 MB) ensures fast program downloads and can also be used for communication to other controllers. An OPC connection, visualisation via WEB browser or file transfer via FTP access complete the range of communication options available. The RS232 is designed as an alternative programming access and can be also used for communication with peripheral devices such as modems or barcode scanners. The combined CANopen/easyNet interface fully integrates the MFD4 in the Moeller automation world. This means that easy800, easyControl EC4 or XC100/XC200 can be interconnected without any problem. xStart motor starters can be connected directly to the MFD4 via SmartWire by means of a gateway.

Licenses – all inclusive


The license required for Windows CE and also the PLC license are already included in the price of the device.

MMC enables universal use

The complete project, recipe data, trend and alarm data, as well as the operating system can be stored on a Multi-Media memory card if required. This important feature enables the simple and reliable exchange of data worldwide without any programming device required.


The MFD4-5-XRC-30 multi-function display is a new component in Moeller's automation range. The device from the easyHMI device series features a full graphics 5.7 inch colour STN display with 256 colours, resistive touch technology as well as a host of communication options.

Thanks to the integrated PLC functionality, the MFD4 can be used both as an HMI and as an HMI control device. Only one software, easySoft-CoDeSys, is needed for the visualisation and the PLC application. The Windows CE-based panel comes with a 64 MB SRAM memory. 6 MB Flash memory is provided for visualisation tasks and 2 MB Flash memory for the PLC program.



CANopen

The MFD4 can be run as network master or also as slave on the CANopen bus. The SmartWire gateway enables motor starters, for example, to be accessed directly from a PLC.



easyNET


The easyNET connects the easy world with the easyHMI, easyControl and XC200 controllers. Up to 8 stations can be connected together simply. Motor starters can also be connected here directly via the SmartWire gateway.



Ethernet



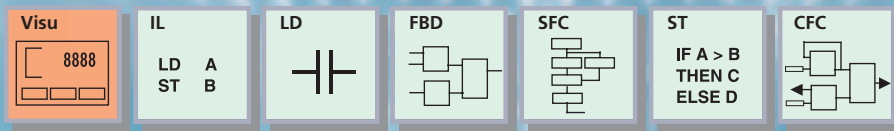
The 10/100 Mbit Ethernet interface of MFD4 guarantees the perfect connection to IT communication. Whether for fast programming access, data exchange between the PLCs, web server or OPC server. It couldn't be simpler and quicker.

- 1 Power supply**
24 V DC; protected against reverse polarity and overvoltage.
- 2 Ethernet**
Programming, communication with other devices, OPC Server, web Server.
- 3 RS232**
Programming, data transfer in Transparent mode. Transfer of the operating system
- 4 CANopen/easyNet**
Combined CANopen/easyNet interface. Complete integration in the Moeller automation world and remote connection of I/O devices.
- 5 MMC card**
Storage of recipe data, general data and the user program; operating system update.



- 6 Battery**
Backs up retentive data and the real-time clock. The charge state is monitored.
- 7 Operating mode selector switch**
Starting and stopping the program. The device can be restored to the factory setting via the covered Set button.
- 8 Integrated rubber seal**
Rubber seal integrated in the front frame guarantees problem-free mounting.

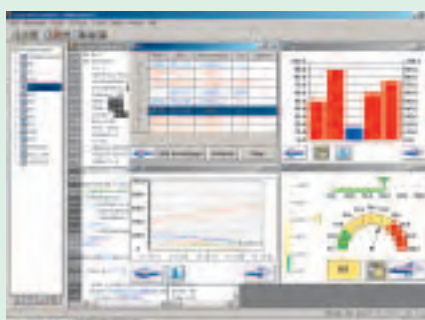
easySoft-CoDeSys. One Software for Everything.



easySoft-CoDeSys Programming to IEC 61131-3

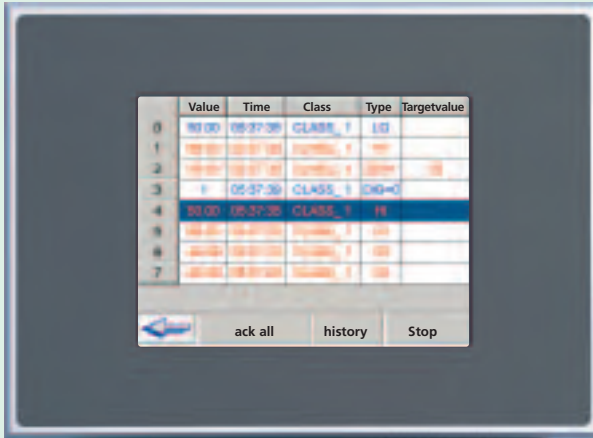
easySoft-CoDeSys is an IEC 61131-2 compliant programming system based on CoDeSys from 3S for industrial PLCs. Matured technical features, simple handling and the widespread use of this software in the automation components of different manufacturers make it a guarantee for success. This success is impressively demonstrated with Moeller's new 5.7" multi-function display. The MFD4-5-XRC-30 enables existing visualisation functions to be used on a separate target hardware (target visualisation). Naturally the MFD4 is also equipped with a web server. The special feature: Target visualisation and web visualisation can be run simultaneously. The benefits of only one software package for programming and visualisation are obvious: The direct access to the variables of the PLC (one common database) provides for greater clarity and reduces the project design work required. No separate visualisation software is required. The otherwise unavoidable and often error-prone import and export of symbolic variable lists is unnecessary. One software for everything is the principle – and that is easy to use!

Moeller follows its philosophy consistently here: one software package both for programming and for creating the visualisation screens. No additional visualisation package is required. PLC program and visualisation are created on one user interface. The designer only has to "play around" with one software package.



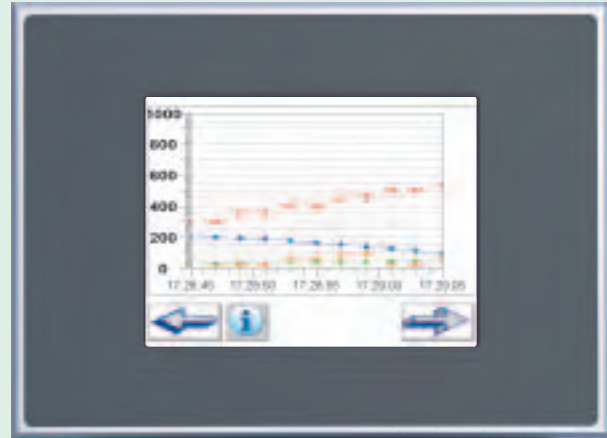
The visualisation editor

The visualisation editor integrates a number of functions such as password management, alarm management, recipe management, language selection and online project simulation on the PC. The following elements enable the design of sophisticated visualisation screens: rectangle, ellipse, polygon, polyline, curve, pie, bitmap, button, table, meter, bar display, trend. Complete visualisations can be stored in libraries and then called up in different projects as library POU's.



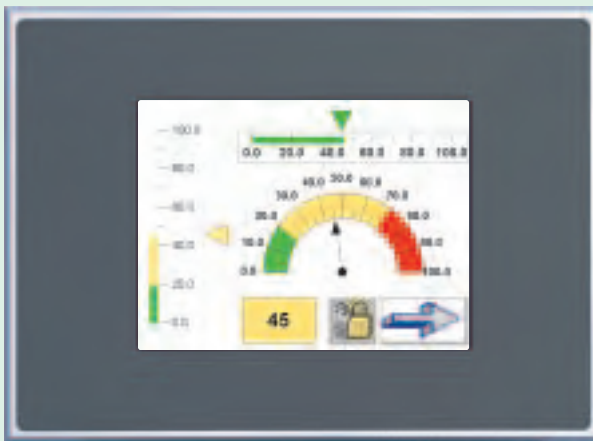
Alarm management

Alarm tables can be tailored in easySoft-CoDeSys to the specific requirements of each application. You can build your table using a host of alarm parameters. For example, you can define the acknowledge procedure in alarm classes. For each alarm group you define a file in which the alarms are stored. Online you can switch simply between the alarm and the history list.



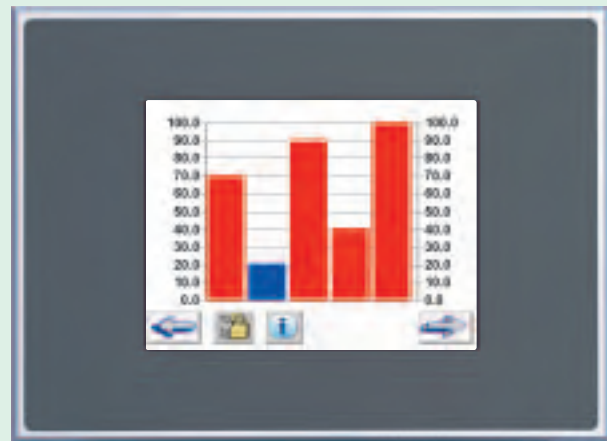
Trend display

The trend function enables you to record variable values over time. The plots are represented by lines. Up to 8 variable values can be displayed in one trend graph. The recorded data can then naturally be stored in a file.



Bar display/meter

Variable values can be shown in a meter and bar display. This allows, for example, the scale graduation, scale formats, alarm colours, the running direction on the bargraph and the size of the arc on the meter to be configured for the specific application.



Histogram

A histogram can be used for the simple visualisation of an array. The individual array elements can be displayed as vertical bars or lines.

Changing visualisation elements during the run time

A special feature of the software allows visualisation properties to be changed during the run time. As well as fixed settings for the appearance of the visualisation elements, easySoft-CoDeSys offers so-called structure variables for changing the appearance of the visualisation elements. For example, you can set line and fill colours, line thicknesses, texts, the change between visible and invisible, size changes and the rotation of elements. You can even cause complex visualisation objects to move in the X and Y axis according to the function of a variable value. In

this way, the right process phases can be displayed for dynamic processes.

Placeholder concept – a really clever solution

Instead of a variable or a text, it is also possible to enter a placeholder in the visualisation editor. This is useful if the visualisation object is not used immediately in the program but is to be added as a reference in other visualisations. For example, this can be for a complex visualisation. Only when this reference is configured are the placeholders then replaced by the variable names or texts.

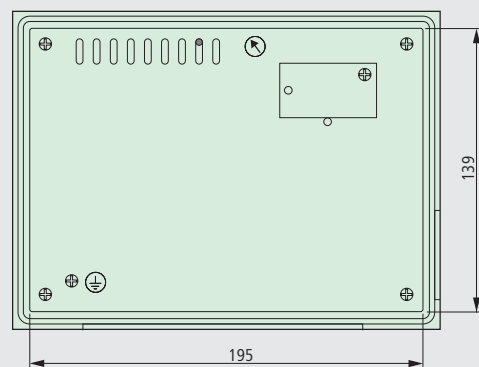
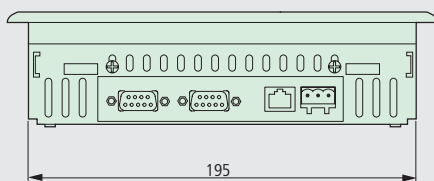
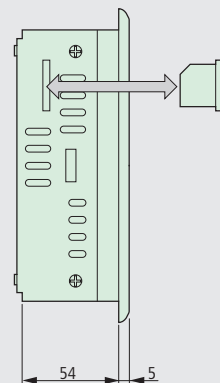
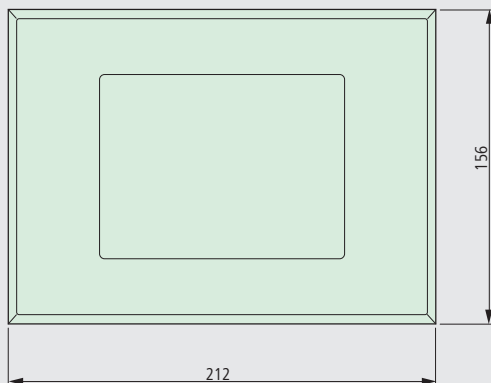
Support by application notes

Application notes are available for communication via Ethernet, CANopen and easyNet, providing clearly structured descriptions of all the implementation steps required for the complete communication. Easy to use is also the key principle here. Example programs are naturally provided also.

Simply Select and Order

Order designations		
Part no.	Order No.	Description
MFD4-5-XRC-30	109428	Multi-function display based on easySoft-CoDeSys
ECP-SOFT	106407	Software for programming and visualisation
XT-CAT5-X-2	256487	2 m programming cable, direct connection to PC
XT-CAT5-X-5	256488	5 m programming cable, direct connection to PC
XT-MEM-MM32M	262731	Memory card (optional)
XT-CPU-BAT1	256209	Battery

Dimensions



Technical Data		
Display		
Diagonal	Inch	5.7
Type		Colour STN
Touch technology		Analog resistive
Resolution	Pixels	320 x 240
Display area	mm	115 x 86
Number of colours		256
Backlight		CCFL, can be dimmed via software
Memory		
For visualisation	MB	6
For program code	MB	2
Program data	Kbyte	512
Markers	Kbyte	16
Retain data	Kbyte	32
Persistent data	Kbyte	32
Battery		Yes
Real-time clock		Yes
Memory card		Yes (optional)
Interfaces		
Ethernet 10/100 MBit	RJ45	Programming, communication
RS 232	9-poleSub D	Programming, communication, operating system update
CANopen/easyNet	9-pole Sub D	Communication
Project design		
Programming and visualisation		easySoft-CoDeSys
Web server		Yes
General		
Standards and regulations		IEC/EN 61131-2, EN 50178
Explosion protection		ATEX-Directive 94/9/EC device group II, zone 22, category 3D
Ambient temperature	° C	0 to 50
Storage temperature	° C	- 20 to +70
Degree of protection, front		IP 65
Power supply		
Rated input voltage	V DC	24
Current consumption	A	0.3
Overvoltage protection		Yes
Reverse polarity protection		Yes

**Moeller addresses worldwide:
www.moeller.net/address**

**E-Mail: info@moeller.net
Internet: www.moeller.net**

Issued by Moeller GmbH
Hein-Moeller-Str. 7-11
D-53115 Bonn

© 2006 by Moeller GmbH
Subject to alterations
W2700-7591GB MDS/DFS 03/07
Printed in Germany (11/07)
Article No.: 110414



Xtra Combinations

Xtra Combinations from Moeller offers a range of products and services, enabling the best possible combination options for switching, protection and control in power distribution and automation.

Using Xtra Combinations enables you to find more efficient solutions for your tasks while optimising the economic viability of your machines and systems.

It provides:

- flexibility and simplicity
- great system availability
- the highest level of safety

All the products can be easily combined with one another mechanically, electrically and digitally, enabling you to arrive at flexible and stylish solutions tailored to your application – quickly, efficiently and cost-effectively.

The products are proven and of such excellent quality that they ensure a high level of operational continuity, allowing you to achieve optimum safety for your personnel, machinery, installations and buildings.

Thanks to our state-of-the-art logistics operation, our comprehensive dealer network and our highly motivated service personnel in 80 countries around the world, you can count on Moeller and our products every time. Challenge us! We are looking forward to it!

MOELLER 

We keep power under control.

For Moeller Electric Sales and Support call KMparts.com (866) 595-9616