











Contactors – DIL...M-G
DC Operated

UL / CSA / IEC / CE

1	2		3				4	5		6		7		
Snap-on fastening to DIN rail or panel mounting	Rating data UL/CSA maximum Horsepower rating (HP) 50/60 Hz				IEC 60 947/EN 60 947 Maximum 3-phase Motor Ratings (kW) 50/60 Hz				General Purpose Continuous Current	Standard auxiliary contacts		Type Important: Add coil voltage from page 3/46 - 3/47 to end of type. See page 3/9 for more details.	Price	
	1 phase		3 phase		AC-3					open/ enclosed Amps	NO NC			\$
	115 V HP	200 V HP	230 V HP	200 V HP	230 V HP	460 V HP	575 V HP	220 V kW	380 V kW			660 V kW	1000 V kW	
	3-pole													
	1/4	3/4	1	1 1/2	2	3	3	1.5	3	3	-	15/13.5	1 0 0 1	DIL EEM-10-G DIL EEM-01-G
	1/2	1	1 1/2	2	3	5	5	2.2	4	4	-	15/13.5	1 0 0 1	DIL EM-10-G DIL EM-01-G
	4-pole													
	1/2	1	1 1/2	2	3	5	5	2.2	4	4	-	15/13.5	0 0	DIL EM-4-G
	1/2	1	1 1/2	3	3	5	7 1/2	2.2	4	5.5	-	20/18	0 0	DIL 00M 4-G
	3-pole													
	1/2	1	1 1/2	3	3	5	7 1/2	2.2	4	5.5	-	20/18	0 0 1 0 0 1	DIL 00M-G DIL 00M-G-10 DIL 00M-G-01
	1	2	2	3	3	7 1/2	10	3	5.5	7.5	-	20/18	0 0 1 0 0 1	DIL 00AM-G DIL 00AM-G-10 DIL 00AM-G-01
	2	2	3	7 1/2	7 1/2	10	15	4	7.5	11	-	35/31	0 0	DIL 0M-G
	2	3	5	7 1/2	10	15	20	5.5	11	15	-	35/31	0 0	DIL 0AM-G
	3	5	5	10	10	20	25	7.5	15	18.5	-	55/50	0 0	DIL 1M-G
	3	5	7 1/2	10	15	25	30	11	18.5	22	-	55/50	0 0	DIL 1AM-G
	3	7 1/2	10	15	20	40	40	15	22	30	-	90/81	0 0	DIL 2M-G
	5	10	15	20	25	50	50	18.5	30	37	-	90/81	0 0	DIL 2AM-G
	7 1/2	15	15	25	30	60	75	22	37	55	37	100/90	0 0	DIL 3M 80
	10	25	25	40	50	100	125	37	55	90	55	130	0 0	DIL 4M 115
			50	60	125	150	55	90	175	108	225	OPEN RATINGS	2 2	DIL M 185/22
			60	75	150	200	70	110	215	108	250		2 2	DIL M 225/22
			75	100	200	250	75	132	240	108	350		2 2	DIL M 250/22
			100	125	250	300	90	160	286	132	350	OPEN RATINGS	2 2	DIL M 300/22
			125	150	300	400	125	200	344	132	450		2 2	DIL M 400/22
			150	200	400	500	155	250	344	132	550		2 2	DIL M 500/22

Note: For larger sizes please consult Moeller Electric.