
















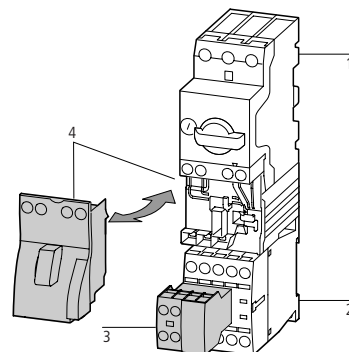
Connection technique	Conventional thermal current $I_{th} = I_e$ AC-1 at 50 °C	Contacts	Contact sequence	Can be combined with basic unit	Part no. Article no.	Price see price list	Std. pack	
	Open	N/O = Normally open, N/O _E = Normally open (early make contact)						
	$I_{th} = I_e$ A	N/C = Normally closed N/C _L = Normally closed (late break contact)						
Auxiliary contact modules								
With positively driven contacts; except XHIV and XHICV								
Top mounting auxiliary contacts								
	spring-loaded terminals	4 pole	16	4 N/O		DILM(C)7... DILM(C)9... DILM(C)12... DILM(C)15... DILM(C)17... DILM(C)25... DILM(C)32...	5 off	
				3 N/O 1 N/C				DILA-XHIC40 276534
				2 N/O 2 N/C				DILA-XHIC31 276533
				1 N/O 3 N/C				DILA-XHIC22 276532
				4 N/C				DILA-XHIC13 276531
				1 N/O, 1 N/O _E 1 N/C, 1 N/C _L				DILA-XHIC04 276530
High version¹⁾								
	Screw terminals	2 pole	16	2 N/O		DILM7... DILM9... DILM12... DILM15...	5 off	
				1 N/O 1 N/C				DILA-XHIT20 101042
				2 N/C				DILA-XHIT11 101043
	Screw terminals	4 pole	16	2 N/O 2 N/C		DILA-XHIT02 101041	5 off	
						DILA-XHIT22 101044		
Side mounting auxiliary contacts²⁾								
	Screw terminals	2 pole	10	1 N/O 1 N/C		DILM17... DILM25... DILM32...	DILM32-XHI11-S 101371	1 off

Notes

¹⁾ Suitable for combination with electrical wire jumpers in tool-less plug connection; for use with:

- DILM12-XSL
- DILM12-XRL
- DILM12-XS1
- PKZM0-XDM12
- PKZM0-XRM12
- PKZM0-XSM12

- 1 PKZM0
- 2 DILM7 – DILM15
- 3 DILA-XHIT
- 4 PKZM0-XDM12



²⁾ Can be fitted only to

the left of the contactor; can not be combined with top-mounting auxiliary contacts or mechanical interlocks

- Interlocked opposing contacts, to IEC/EN 60947-5-1 Annex L, within the auxiliary contact modules (not N/O (early make) and N/C (late break) contacts) and for the built-in auxiliary contacts of the DILM7 – DILM32
- Auxiliary break contact can be used as mirror contact to IEC/EN 60947-4-1 Annex F (not N/C (late break) contact)
- No auxiliary contacts can be fitted between 2 contactors.

