
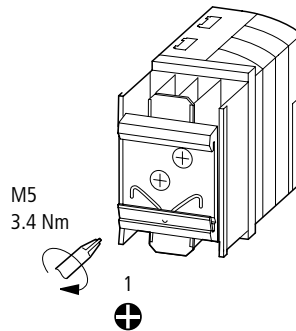
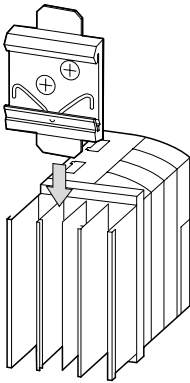


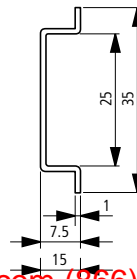
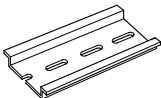
DE4-MNT-C2



Montage/Fitting/Montaggio/Montaje/монтаж/安裝

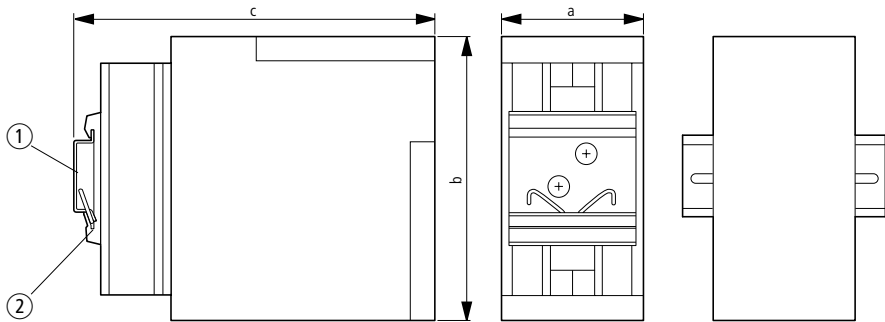


Montageschiene DIN EN 50 022-35/
Top-hat rail DIN EN 50 022-35/
Profilé-support DIN EN 50 022-35/
Guida DIN EN 50 022-35/
Guía simétrica DIN EN 50 022-35/
Монтажная шина EN 50 022-35/
安裝軌 EN 50 022-35



For Immediate Delivery call KMparts.com (866) 595-9616

Abmessungen/Dimensions/Dimensioni/Dimensiones/Размеры/ 尺寸 [mm]



① Hutschiene 35 × 7.5 oder 35 × 15; ② Hutschienenbefestigung

Die Hutschienenbefestigung kann flexibel auf der Rückseite des Umrichters verschoben werden.

① Top-hat rail: 35 × 7.5 or 35 × 15; ② Top-hat rail fastening

The top-hat rail fastening is flexible and can be moved to the desired position on the rear of the inverter.

① Profilé chapeau 35 × 7,5 ou 35 × 15; ② Fixation sur profilé chapeau

La fixation sur profilé chapeau peut être décalée sans problème sur la face arrière du convertisseur de fréquence.

① Guida 35 × 7,5 oppure 35 × 15; ② Montaggio su guida

L'accessorio di montaggio sul retro dell'inverter può essere fatto slittare in senso verticale.

① Guía simétrica 35 × 7.5 o 35 × 15; ② Fijación de guía simétrica

La fijación de guía simétrica puede desplazarse de forma flexible en la parte posterior del convertidor de frecuencia.

① Шляповидная шина 35 × 7.5 или 35 × 15; ② Крепление шляповидной шины

Крепление шляповидной шины может свободно перемещаться по задней стороне преобразователя.

帽形轨35 x 7.5或35 x 15: 帽形轨固定件

帽形轨固定件可以灵活地推到变频器背面上。

04/00 AWA8240-1872

	a	b	c	c1
DV4-120-025	60	120	151...158	11...18
DV4-120-037		120		
DV4-322-055		180		
DV4-322-075		180		
DV4-322-1K5		240		
DV4-322-2K2		240		
DV4-340-055		180		
DV4-340-075		180		
DV4-340-1K5		240		
DV4-340-2K2		240		