

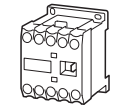
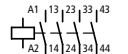
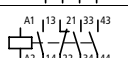

DILER, DILEM

Moeller HPL0211-2007/2008

http://catalog.moeller.net

Connection technique	Rated operational current		Conventional thermal current	Contacts		Distinctive number	Contact sequence
	AC-15			N/O = Normally open	N/C = Normally closed		
	220 V	380 V					
	230 V	400 V					
	240 V	415 V					
	I_e	e	I_{th}				
	A	A	A				

DILER mini contactor relay

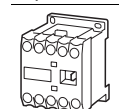
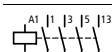
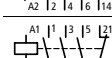
Connection technique	Rated operational current	Max. rating for three-phase motors, 50 – 60 Hz	Conventional thermal current	Contacts		Distinctive number	Contact sequence
				N/O = Normally open	N/C = Normally closed		
	6	3	10	4 N/O		40 E	
				3 N/O	1 N/C	31E	
				2 N/O	2 N/C	22E	

With DC operation:
integrated diode-resistor combination, coil rating 2.6 W

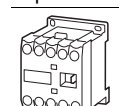

Rated operational current	Max. rating for three-phase motors, 50 – 60 Hz						Conventional thermal current		Contacts		Contact sequence
	AC-3		AC-4				$I_{th} = I_e$ AC-1		N/O = Normally open	N/C = Normally closed	
	230 V	690 V	230 V	690 V	Open	Enclosed	$I_{th} = I_e$	$I_{th} = I_e$			
e	P	P	P	P	P	P	A	A			
A	kW	kW	kW	kW	kW	kW					

Contactors DILEM

3-pole, with auxiliary contacts

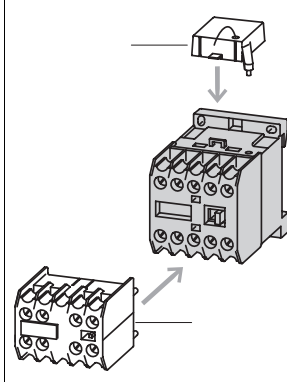
Connection technique	Rated operational current	Max. rating for three-phase motors, 50 – 60 Hz						Conventional thermal current		Contacts	Contact sequence	
		AC-3		AC-4				$I_{th} = I_e$ AC-1				
	Screw terminals	9	2.2	4	4	1.5	3	3	20	16	1 N/O	
		9	2.2	4	4	1.5	3	3	20	16	1 N/C	

4-pole

Connection technique	Rated operational current	Max. rating for three-phase motors, 50 – 60 Hz						Conventional thermal current		Contacts	Contact sequence	
		AC-3		AC-4				$I_{th} = I_e$ AC-1				
	Screw terminals	9	2.2	4	4	1.5	3	3	20	16		

DILER, DILEM

http://catalog.moeller.net

can be combined with auxiliary contact	AC operation		DC operation		Std. pack	Notes
	Part no.	Price	Part no.	Price		
	...DILE	DILER-40(230V50HZ) 051759	...DILE	DILER-40-G(24VDC)	off	
		DILER-31(230V50HZ) 051768	...DILE	DILER-31-G(24VDC) 010157		
		051777		010042		

Page



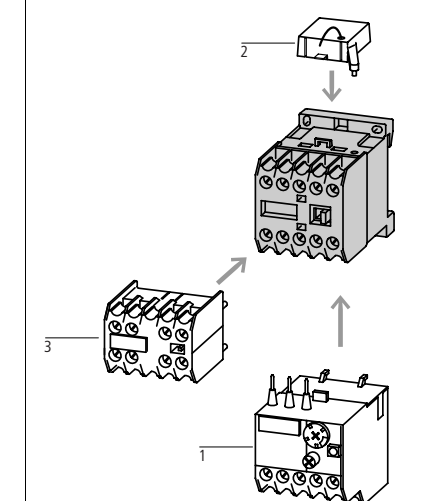
→ 5/51

Further actuating voltages
Contacts according to EN 50011
Coil terminal markings to EN 50005
With DC operation: integrated resistance-diode combination, coil consumption 2.6 W.

For use with	Article no.	see price list	Article no.	see price list	Std. pack

...DILEM	DILEM-10(230V50HZ) 051786		DILEM-10-G(24VDC) 010213		1 off
...DILE	DILEM-01(230V50HZ) 051795		DILEM-01-G(24VDC) 010343		
...DILEM	DILEM4(230V50HZ) 051804		DILEM4-G(24VDC) 012701		

With screw terminals:



Accessories

- 1 Overload relay → 6/5
- 2 Suppressor → 5/6
- 3 Auxiliary contact modules → 5/5
- Enclosure (locally insulated)
- Other actuating voltages → 5/5
- Accessories → 5/6